

FEEDBACK ANALYSIS AND ACTION TAKEN REPORT 2022-23



1.4.2 Feedback Analysis and Action Taken Report of the University on feedback report 2022-23

The Feedback Analysis Committee of the institution designs and collects feedback from its stakeholders to monitor and evaluate its performance quality on curriculum and curriculum related issues. The feedback forms were collected from students, teachers, employers, alumni and professionals.

The feedback targets following different content for different stakeholders.

- For students, it addressed curriculum and its learning related issues in terms of quality, competence, skills and professionalism. This feedback also considers other issues like delivery of curriculum by teachers.
- For teachers, the feedback addressed issues like suitability the course and its need base, outcomes of the curriculum, relationship with course content and corresponding reference material, availability of reference materials in terms with curriculum, evaluation methods and curriculum delivery, etc.
- For employers, it addressed issues like general communication skills, developing solutions to real life problems, working in a team, creative challenges to challenges, organization skills, learning of new techniques, integration of technology for work as learnt through the curriculum.
- For alumni, it aimed for responses on adequateness of courses curriculum, sufficiency of syllabus content in context of current professional standards and curriculum design in context of development of self-directed learning and problem solving approach.
- For professionals, it targeted issues like necessity of additions and deletions in the curriculum in connection with theory and practical parts of the syllabus. The responses were also taken from them about the weightage of the syllabus in terms of marks distribution.

The feedback collected is analysed and sent to the respective authorities for the actions.

I.

Feedback from Students:

Feedback	Action taken	Impact
Students suggested more clinical exposure and hands on exposure to enhance students teaching skills in their field of expertise.	Formal instructions were circulated to all the constituent colleges through competent authority for addressing the issue of increasing practical sessions with hands on training in small groups. compulsory along with regular lectures	Teachers paid more attention to the practical training and hands on workshops. It has helped in correlations of the topics taken in the lectures and also helped in developing teaching skills of the students because of hands on experience.
Students emphasized on more educational visits based on the courses	Formal instructions were circulated to all the constituent colleges through competent authority for addressing the issue of Organizing more educational visits based on the courses conducted..	Efforts were made by the teachers for educational visits.
Strengthening of extra-curricular activities	Formal instructions were circulated to all the constituent colleges through competent authority to ensure the conduct of interdepartmental arts and sports competitions.	Department exhibitions, conferences, inter-departmental competitions, etc. facilitated the expressions of varied talents inherent in students, taking into consideration the individual differences in abilities and aptitudes.

II.**Feedback from Teachers:**

Feedback	Action taken	Impact
Suggestions to include emerging research and practical application needs in the syllabus	Formal instructions were circulated to all constituent colleges through competent authority for addressing the issues suggested by the teachers through feedback	The details of the feedback were received by the heads of constituent college and appropriate awareness was created
Suggestions for teacher training for greater use of ICT in teaching learning process	Formal instructions were circulated to all constituent colleges through competent authority for organizing small workshops for effective use of ICT by teachers.	Application of newer technology in teaching learning process

III.**Feedback from Employers:**

Feedback	Action taken	Impact
Suggested development of leadership skills	Formal instructions were circulated to all the constituent colleges through competent authority to regular faculty development programme.	More competent teachers in education field

IV.**Feedback from Alumni:**

Feedback	Action taken	Impact
Suggestions to give more training for competitive exams	MCQs based assessments were conducted regularly for the students.	Better results in competitive entrance exams for higher studies.
Suggestions to start new innovative fellowship courses	More innovative courses were introduced and proposal for new courses by all departments were encouraged.	Innovative interdisciplinary courses were introduced.
Suggestions to strengthen communication skills	instructions were given and made them to participate in academic related programs that helped them improve their communication skill	Improvement in communication skills, better handling of patients and their attendee.

V.**Feedback from Professionals:**

Feedback	Action taken	Impact
Employability Skills may be improved.	Formal instructions were circulated to all the constituent colleges through competent authority to organize various vocational and skill training programs.	Helped in overall development of students.
Suggestions for more focus on interdisciplinary activities of many courses.	Formal instructions were circulated to all the constituent colleges through competent authority to encourage interdisciplinary activities such as interdepartmental research initiatives by various departments.	Teachers paid more attention to interdepartmental activities

Feedback Analysis

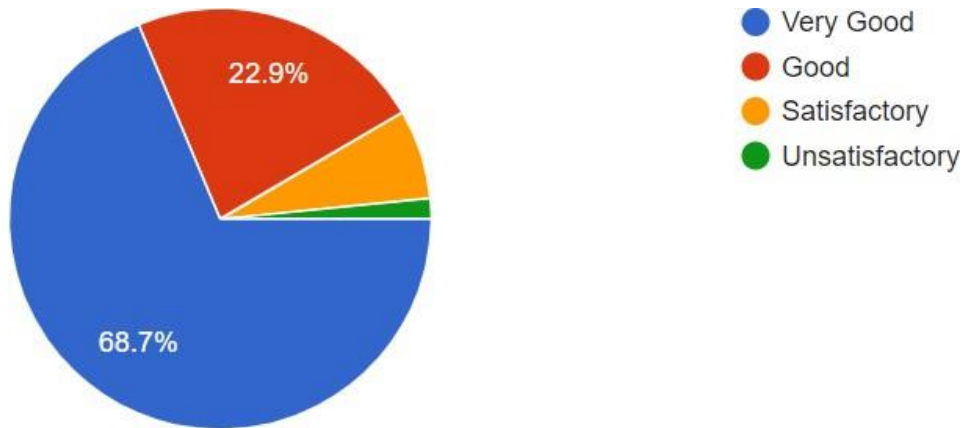
The Feedback Analysis Committee of the institution designs and collects feedback from its stakeholders to monitor and evaluate its performance quality on curriculum and curriculum related issues. The feedback forms were collected from students on several aspects of curriculum and its learning related issues in terms of quality, competence, skills and professionalism. This feedback also considers other issues like delivery of curriculum by teachers.

Students Feedback Analysis Report 2022-23

Out of total 81 responses, almost 68.7% students are satisfied with the depth of the syllabus. 66.5% believed that syllabus covered all aspects of curriculum including communication skills. 67.1% rated learning skills (in terms of Practical, Communication, Team work, Leadership, Research) as very good. 66.1 % rated availability of practical facilities as very good. 66.5% rated availability of clinical facilities as very good. 64 percent were satisfied with library reading room facility. 66.8% rated content and conduct of various internal examinations as very good. 63.5 % rated the feedback system related to your performance in internal examinations. 49.5% opined on extracurricular activities as excellent. Overall academic response was found to be 64.8%.

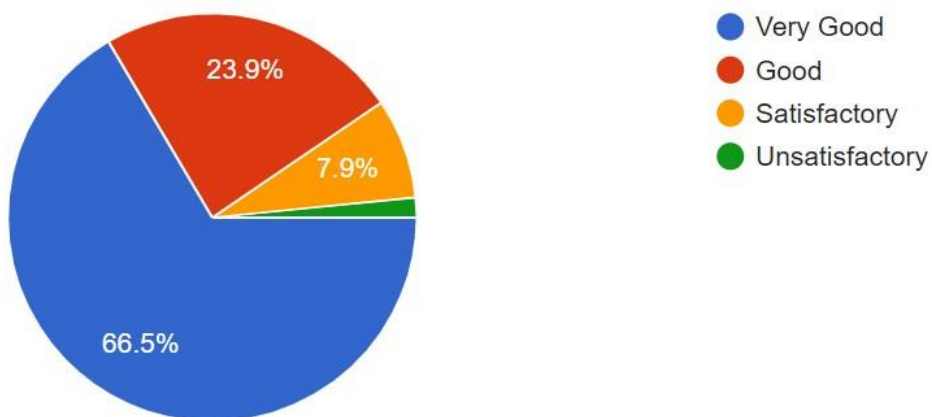
1. Extent of coverage of course

Extent of coverage of course	Very Good	Good	Satisfactory	Unsatisfactory
%Response	68.7	22.9	6.9	1.6



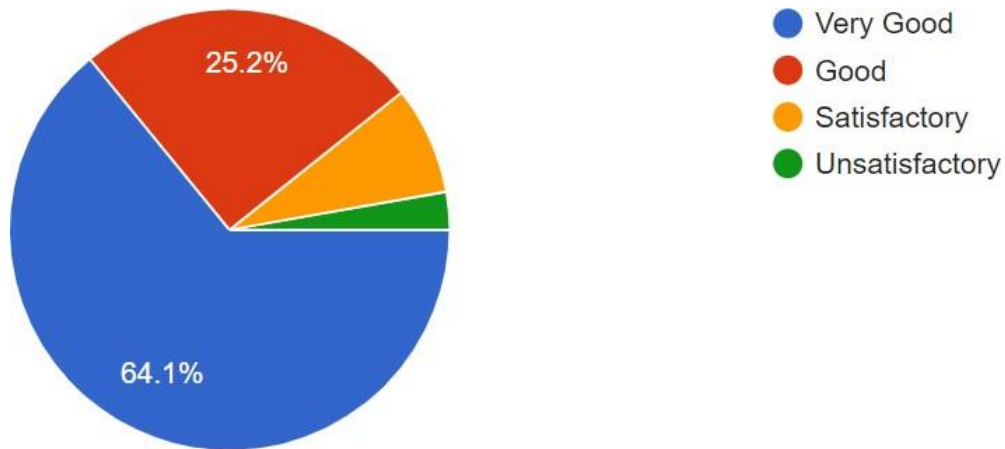
2. Depth of Course Content

Depth of Course Content	Very Good	Good	Satisfactory	Un-satisfactory
% Response	66.5	23.9	7.9	1.6



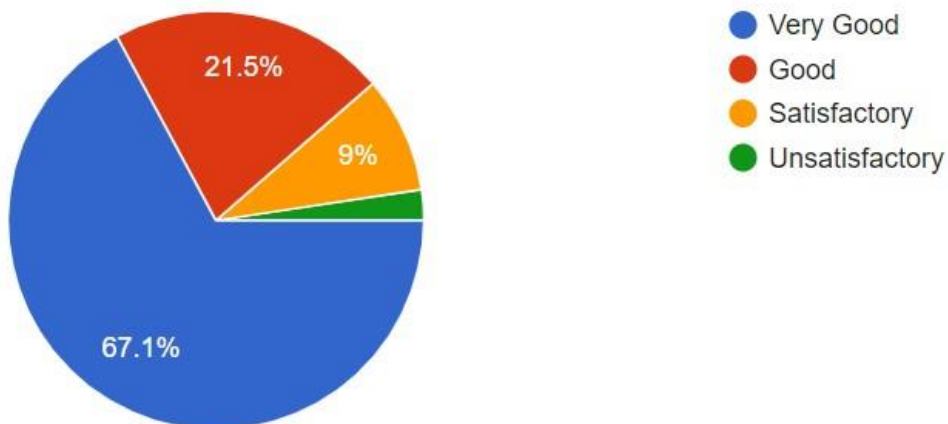
3. Applicability/relevance of curriculum in real life situations

Applicability/relevance of curriculum in real life situations	Very Good	Good	Satisfactory	Un-satisfactory
% Response	64.1	25.2	7.9	2.8



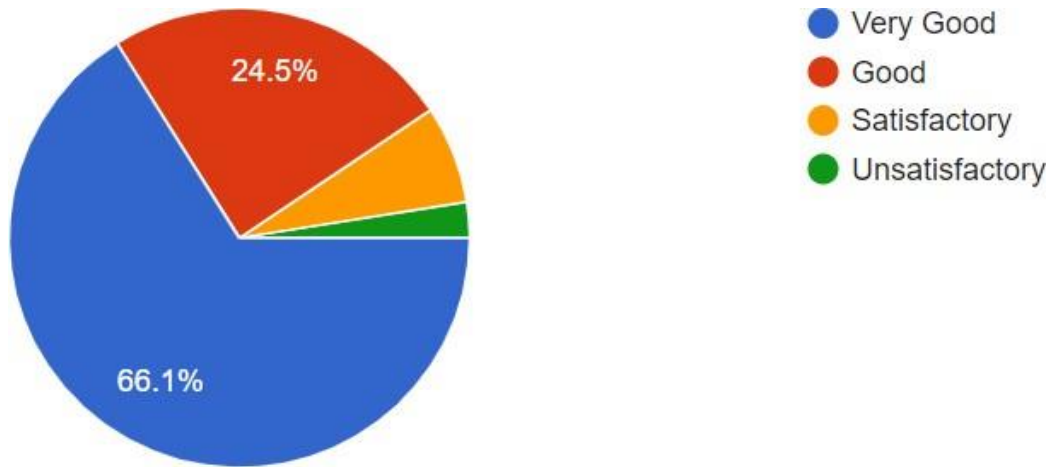
4. Learning Skills (in terms of Practical, Communication, Team work, Leadership, Research)

Learning Skills (in terms of Practical, Communication, Team work, Leadership, Research)	Very Good	Good	Satisfactory	Un-satisfactory
% Response	67.1	21.5	9	2.4



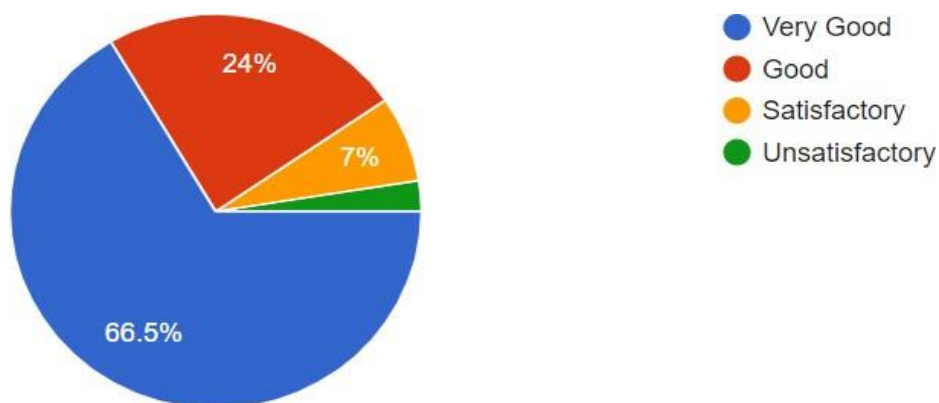
5. Adequacy of available practical facilities in terms of curriculum

Adequacy of available practical facilities in terms of curriculum	Very Good	Good	Satisfactory	Un-satisfactory
% Response	66.1	24.5	6.9	2.5



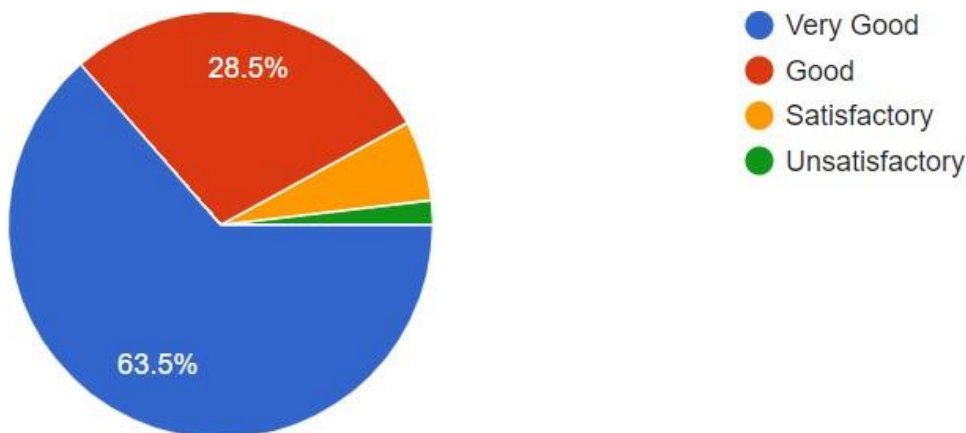
6. Adequacy of available educational facilities in terms of curriculum

Adequacy of available educational facilities in terms of curriculum	Very Good	Good	Satisfactory	Un-satisfactory
% Response	66.5	24	7	2.5



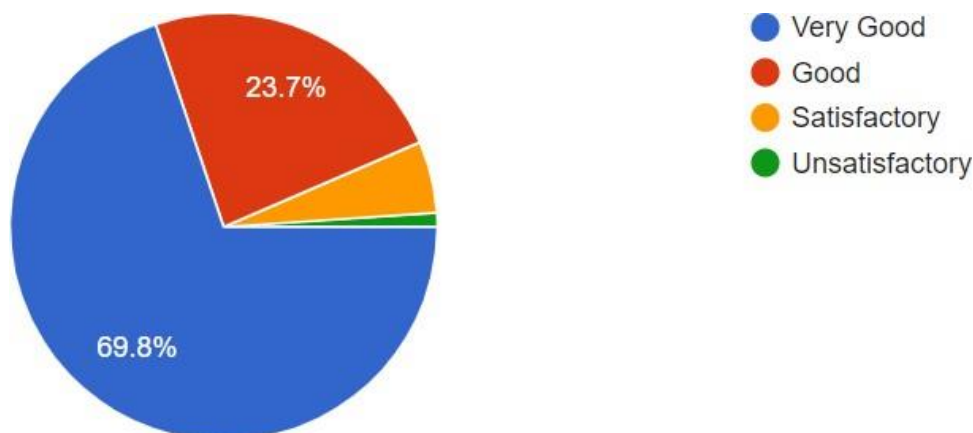
7. Relevance and adequacy of available Library books and resource material in terms of curriculum

Relevance and adequacy of available Library books and resource material in terms of curriculum	Very Good	Good	Satisfactory	Un-satisfactory
% Response	63.5	28.5	6.1	1.8



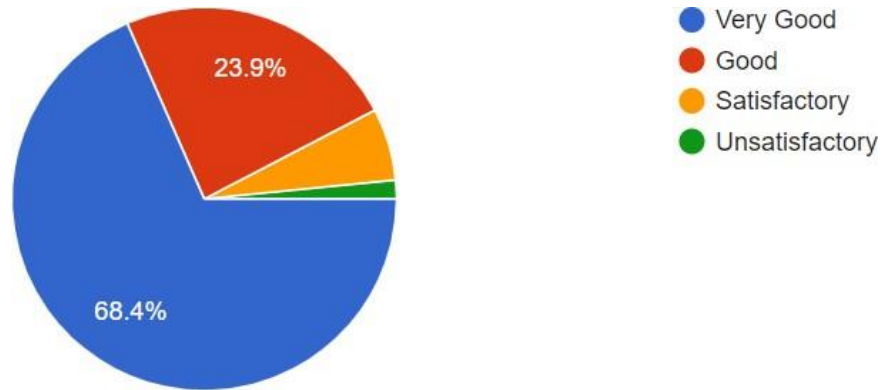
8. How will you rate your theory exam paper content with respect to curriculum coverage

How will you rate your theory exam paper content with respect to curriculum coverage	Very Good	Good	Satisfactory	Un-satisfactory
% Response	69.8	23.7	5.4	1.1



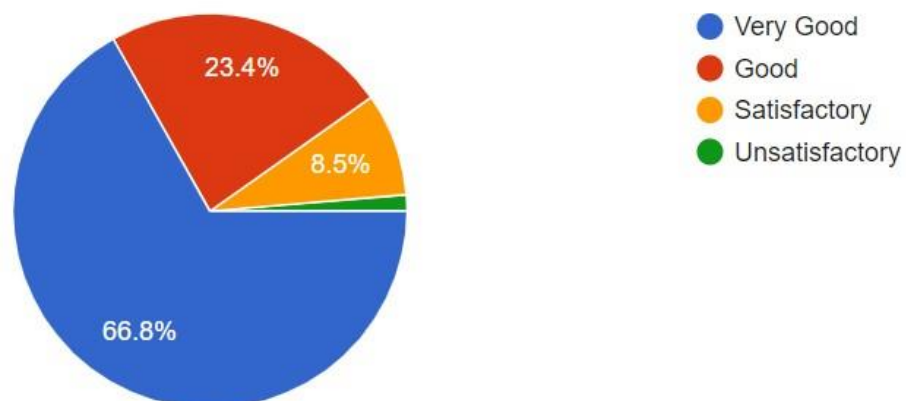
9. How will you rate your practical exam content and conduct with respect to curriculum coverage

How will you rate your practical exam content and conduct with respect to curriculum coverage	Very Good	Good	Satisfactory	Un-satisfactory
% Response	68.4	23.9	6.1	1.6



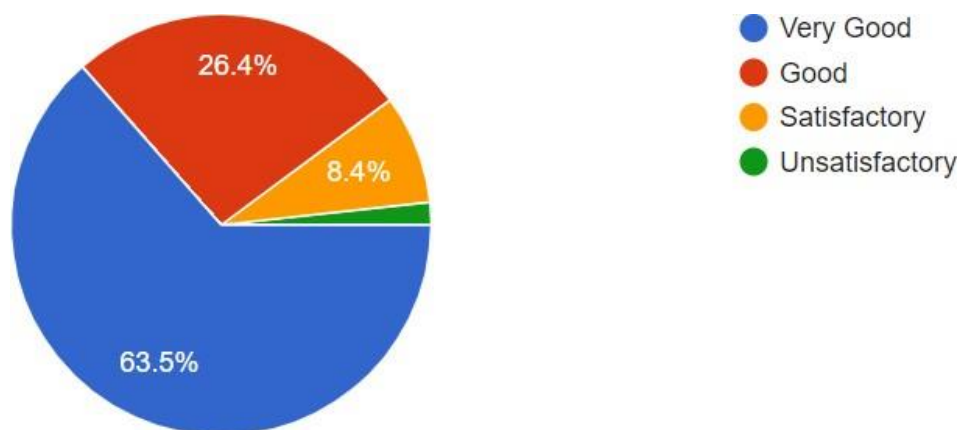
10. Opinion about content and conduct of various internal examinations

Opinion about content and conduct of various internal examinations	Very Good	Good	Satisfactory	Un-satisfactory
% Response	66.8	23.4	8.5	1.3



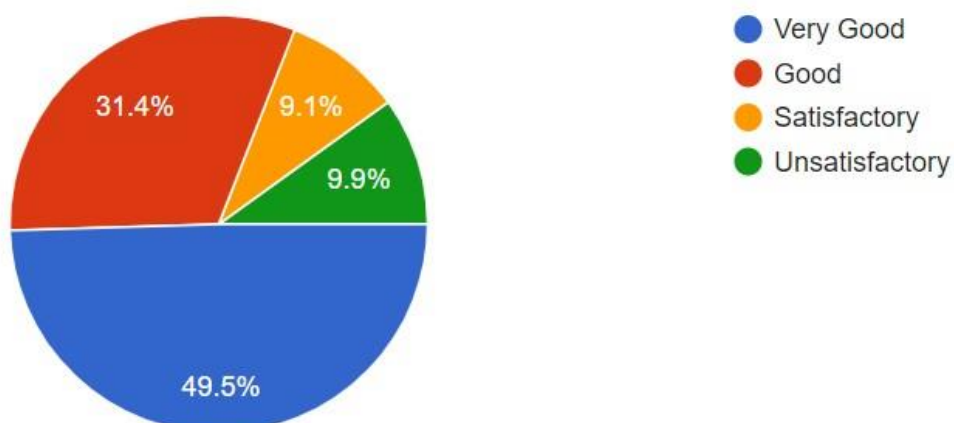
11. Rate the feedback system related to your performance in internal examinations

Rate the feedback system related to your performance in internal examinations	Very Good	Good	Satisfactory	Un-satisfactory
% Response	63.5	26.4	8.4	1.7

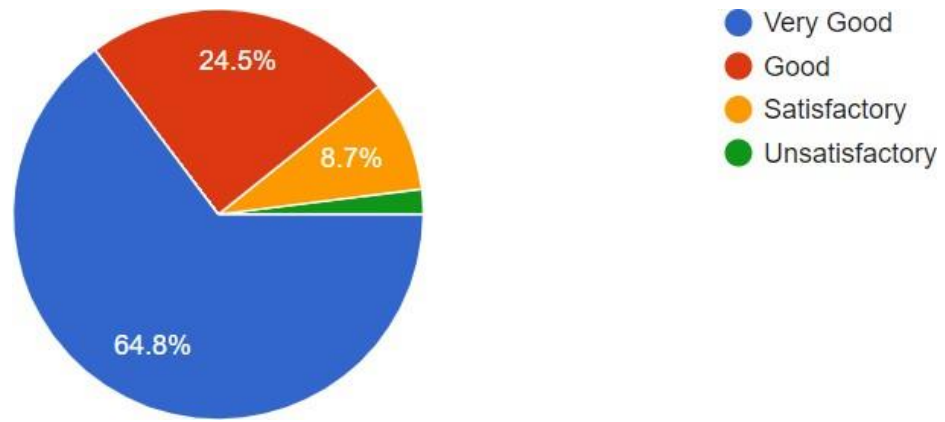


12. Opinion on extracurricular activities

Opinion on extracurricular activities	Very Good	Good	Satisfactory	Un-satisfactory
% Response	49.5	31.4	9.1	9.9



13. Overall Rating



Overall Rating	Very Good	Good	Satisfactory	Un-satisfactory
% Response	64.8	24.5	8.7	2

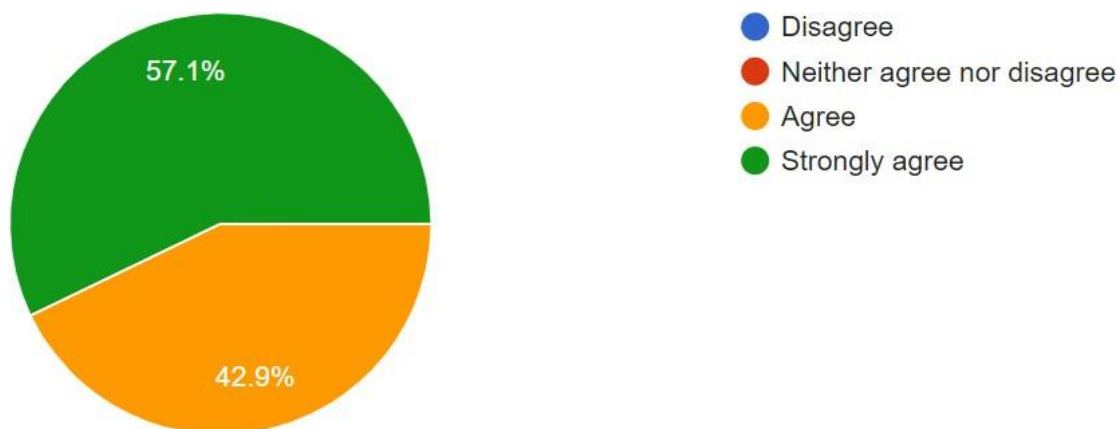
Faculty (Teacher) Feedback Analysis Report 2022-23

Out of total 18 responses, 57.1% of the teachers were satisfied with syllabus being suitable to the course and need based. 61.9% found objectives were clearly defined. Assessment was well correlated with syllabus and teaching learning methods. Freedom to adapt to newer strategies of teaching was found with 63.8%. 50.5% found relevant books in the library. 49.5% agreed that infrastructural facilities are sufficient. 55.2% found departmental environment conducive to teaching and research. 46.7% agreed that the college provides adequate and smooth support for projects and research facilities. It was found vertical and horizontal communication was appropriate. 55.2% found cordial work relationship with administrative staff.

Curriculum, teaching, learning and evaluation

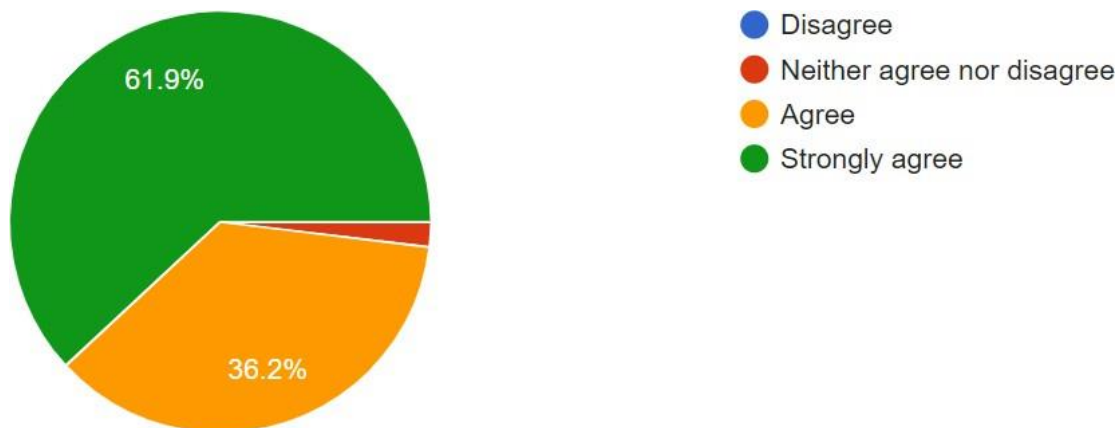
1. Syllabus is suitable to the need based

Syllabus is suitable to the need based	Disagree	Neither agree nor disagree	Agree	Strongly agree
% Response	-	-	42.9	57.1



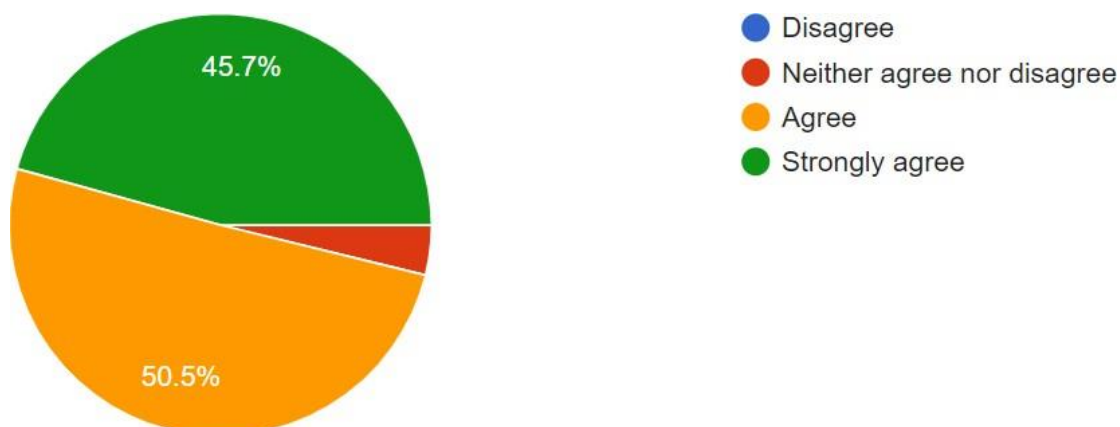
2. Course outcomes of the syllabi are well defined and clear to teachers and students.

Course outcomes of the syllabi are well defined and clear to teachers and students.	Disagree	Neither agree nor disagree	Agree	Strongly agree
% Response	-	1.9	36.2	61.9



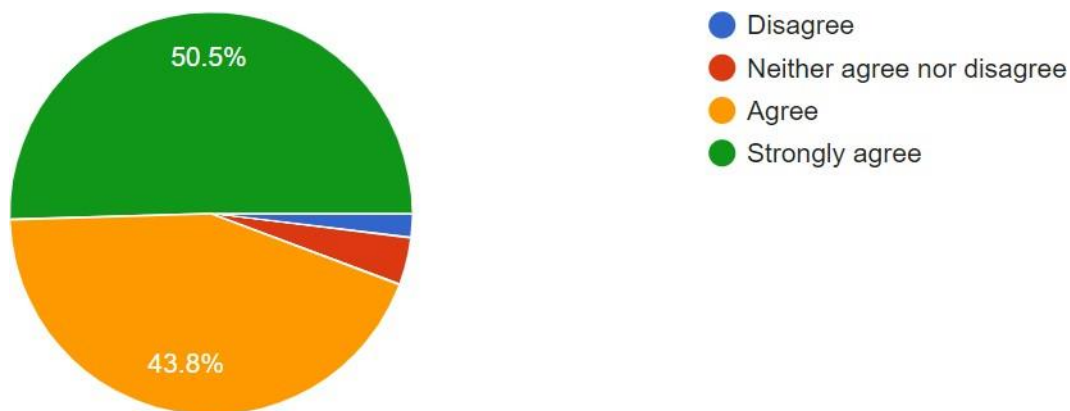
3. Course content is followed by corresponding reference materials.

Course content is followed by corresponding reference materials	Disagree	Neither agree nor disagree	Agree	Strongly agree
% Response	-	3.8	50.5	45.7



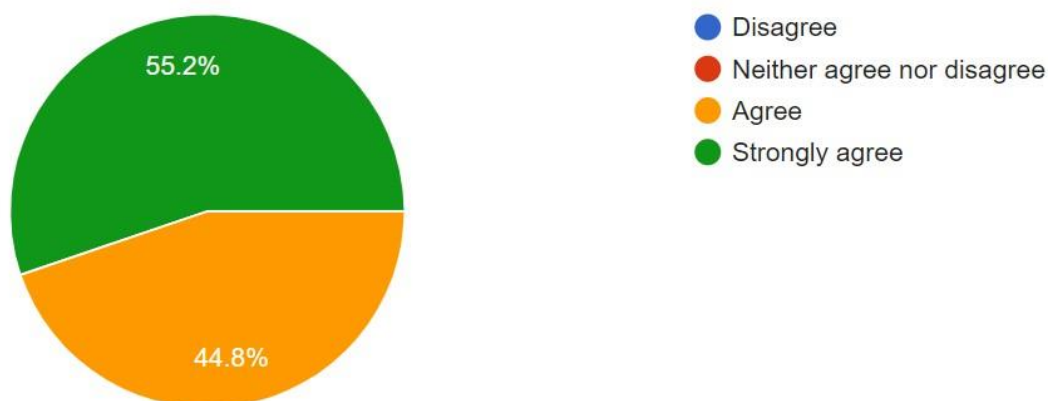
4. Sufficient resource material available in the Library.

Sufficient resource material available in the Library.	Disagree	Neither agree nor disagree	Agree	Strongly agree
% Response	1.9	3.8	43.8	50.5

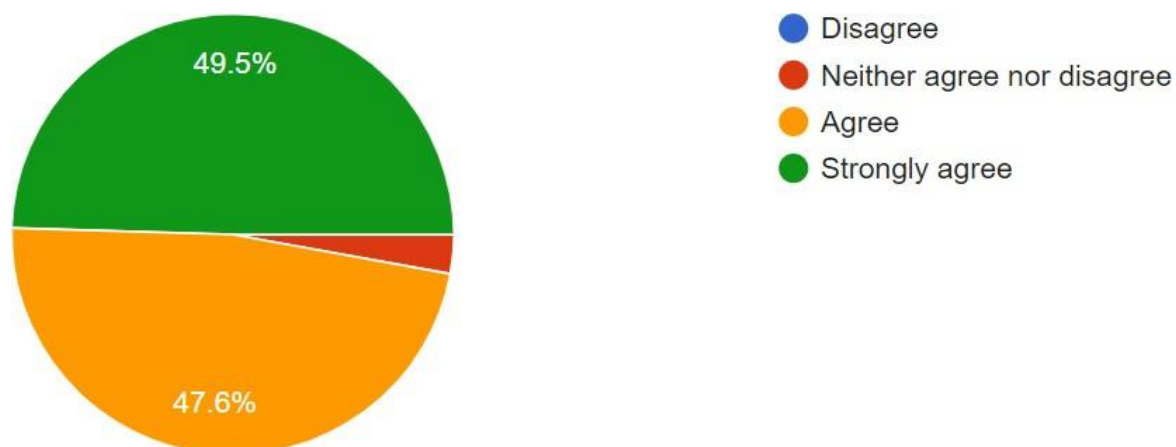


5. The course content is helpful in increasing the teacher's knowledge and perspective in the subject areas.

The course content is helpful in increasing the teacher's knowledge and perspective in the subject areas.	Disagree	Neither agree nor disagree	Agree	Strongly agree
% Response	-	-	44.8	55.2



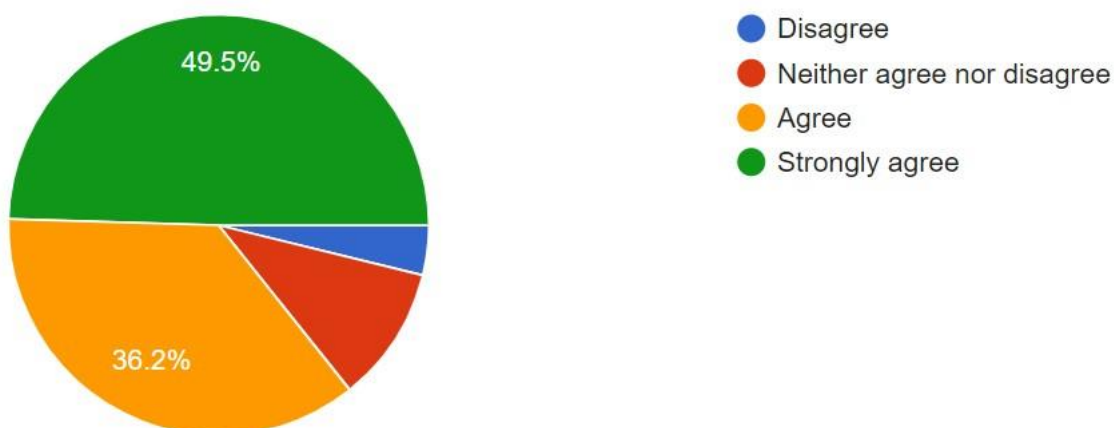
6. The books prescribed/listed as reference materials are relevant, updated and appropriate.



The books prescribed/listed as reference materials are relevant, updated and appropriate.	Disagree	Neither agree nor disagree	Agree	Strongly agree
% Response	-	2.9	47.6	49.5

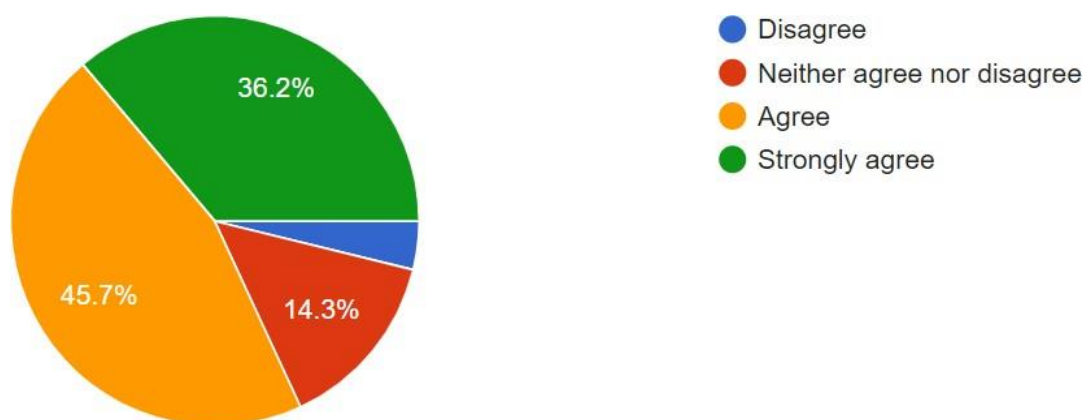
7. Infrastructural facilities, such as teacher's rooms, class rooms, reading rooms, and toilets are available in the Department.

Infrastructural facilities, such as teacher's rooms, class rooms, reading rooms, and toilets are available in the Department	Disagree	Neither agree nor disagree	Agree	Strongly agree
% Response	3.8	10.5	36.2	49.5



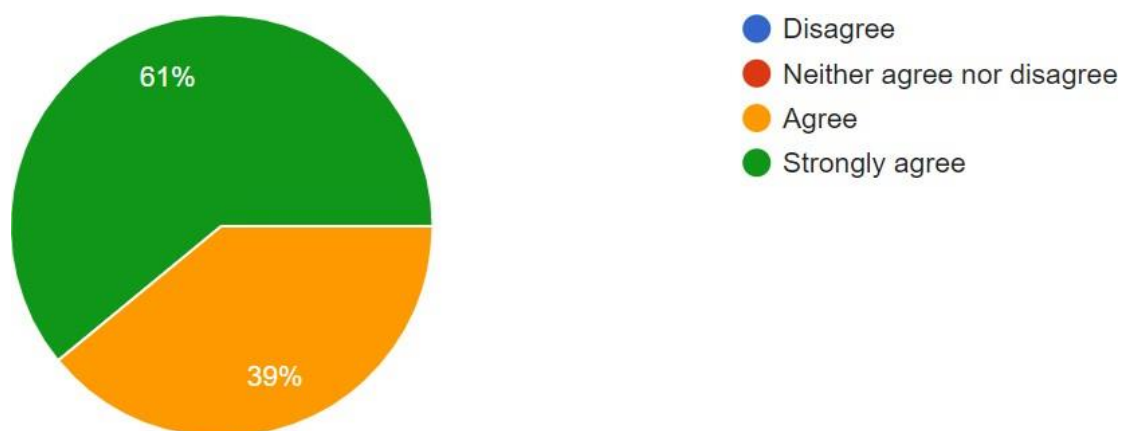
8. Canteen and other facilities are available at the faculty level.

Canteen and other facilities are available at the faculty level.	Disagree	Neither agree nor disagree	Agree	Strongly agree
% Response	3.8	14.3	45.7	36.2



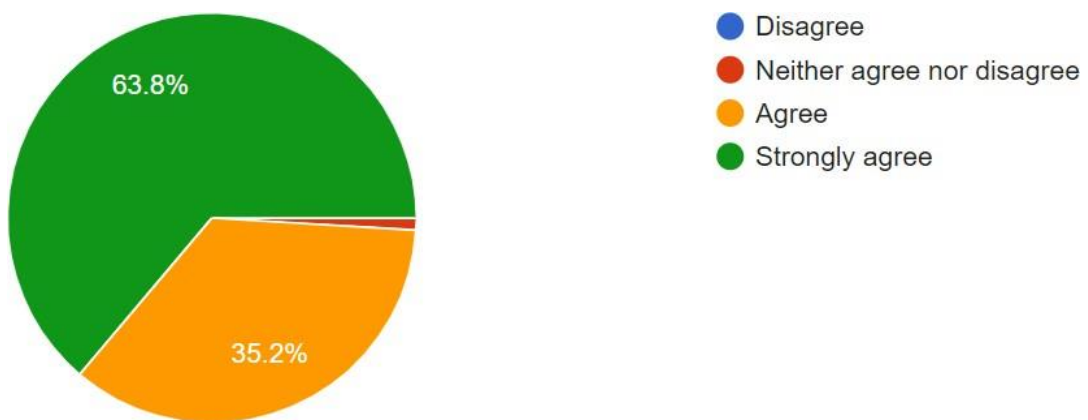
9. Tests and examinations are conducted well in time with proper coverage of all units in the syllabus.

Tests and examinations are conducted well in time with proper coverage of all units in the syllabus	Disagree	Neither agree nor disagree	Agree	Strongly agree
% Response	-	-	39	61



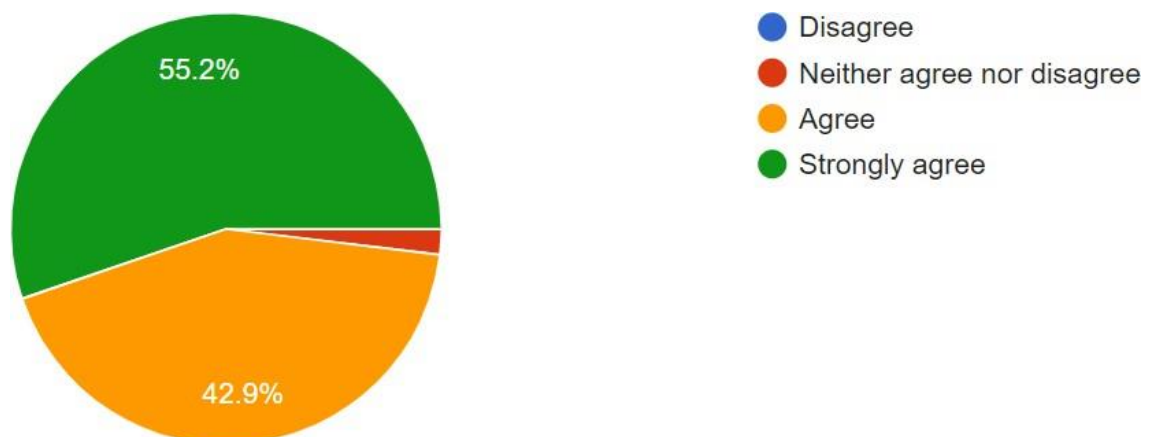
10. Teachers have the freedom to adopt innovative techniques/strategies of teaching such as seminar presentations, group discussions etc

Teachers have the freedom to adopt innovative techniques/strategies of teaching such as seminar presentations, group discussions etc	Disagree	Neither agree nor disagree	Agree	Strongly agree
% Response	-	1	35.2	63.8

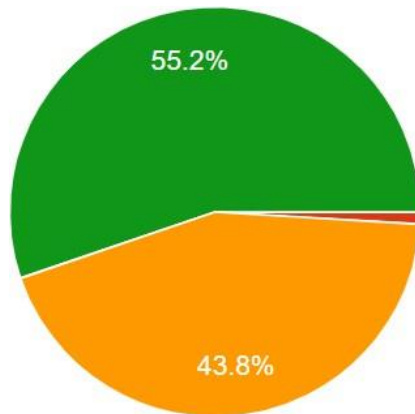


11. The environment in the department is conducive to teaching and research.

The environment in the department is conducive to teaching and research.	Disagree	Neither agree nor disagree	Agree	Strongly agree
% Response	-	1.9	42.9	55.2



12. The administration of organization is teacher friendly.

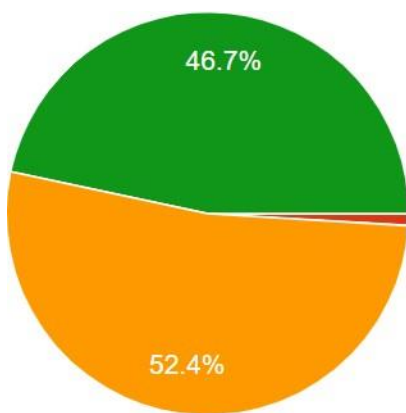


- Disagree
- Neither agree nor disagree
- Agree
- Strongly agree

The administration of organization is teacher friendly	Disagree	Neither agree nor disagree	Agree	Strongly agree
% Response	-	1	43.8	55.2

13. The College provides adequate and smooth support for projects and research facilities.

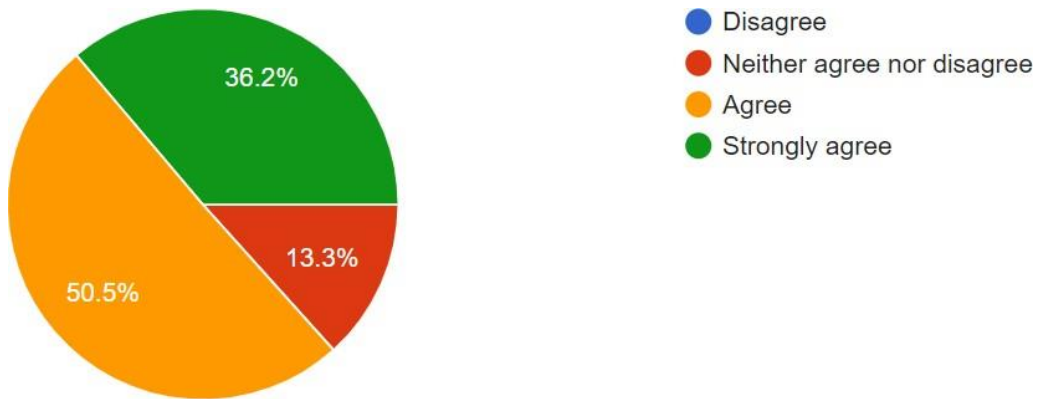
The provides adequate and smooth supportfor projects and research facilities.	Disagree	Neither agree nor disagree	Agree	Strongly agree
% Response	-	1	52.4	46.7



- Disagree
- Neither agree nor disagree
- Agree
- Strongly agree

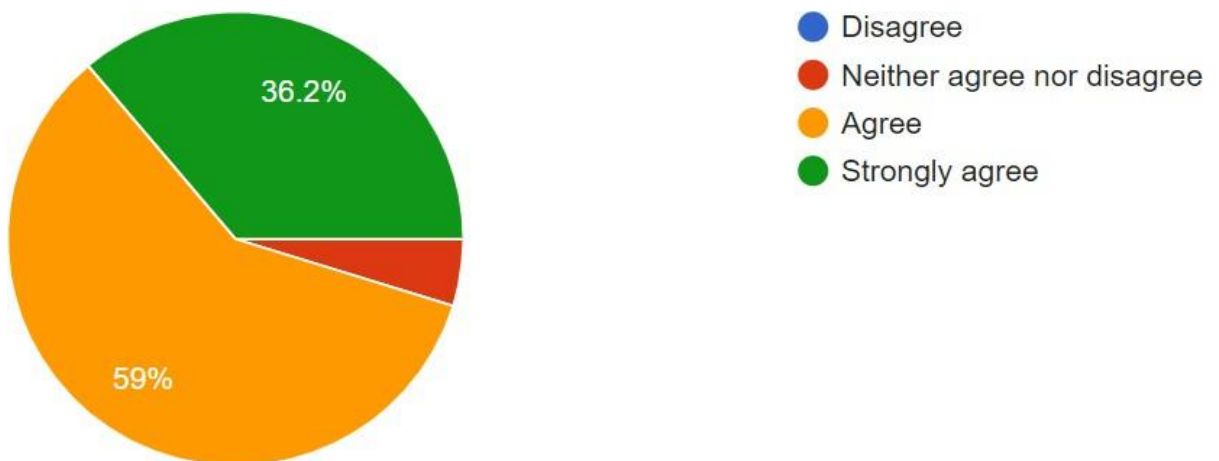
14. The college provides adequate funding and support to faculty members for upgrading their skills and qualifications.

The college provides adequate funding and support to faculty members for upgrading their skills and qualifications.	Disagree	Neither agree nor disagree	Agree	Strongly agree
% Response	-	13.3	50.5	36.2



15. Provisions for professional development of teachers are non discriminatory and fair.

Provisions for professional development of teachers are non discriminatory and fair	Disagree	Neither agree nor disagree	Agree	Strongly agree
% Response	-	4.8	59	36.2



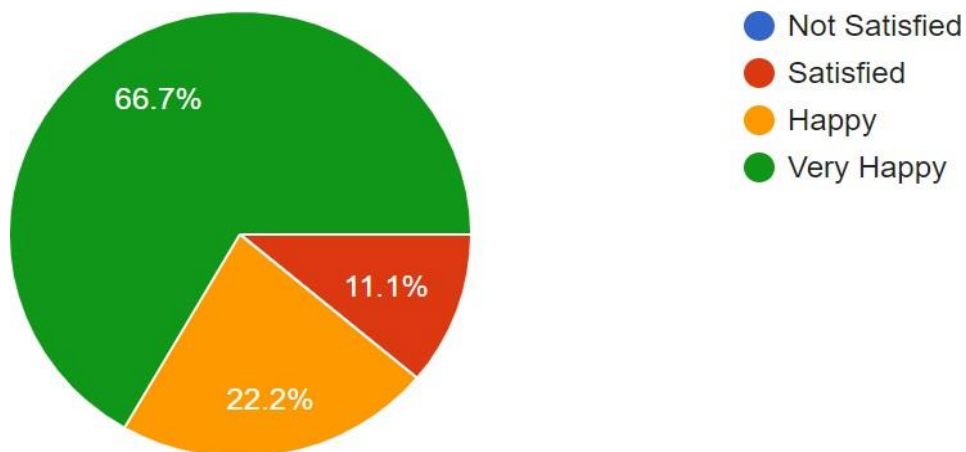
Employer Feedback Analysis Report 2022-23

General Communication skills were found to be 66.7%. Same 66.7 % were very happy with practical solutions to work place problems. 55.6 % were very happy working as part of a team. 66.7 % were very happy planning and organization skills.

Out of total 14 responses, 77.8% were open to new ideas and learning new techniques. 44.4% were satisfied with contribution to the goal of the organization. 55.6 % were happy with the innovativeness and creativity. 66.7 % were very happy with the relationship shared with peers and seniors. 55.6 % found obligated to work beyond schedule if needed. Suggestions to improve and adopting new trends was noted.

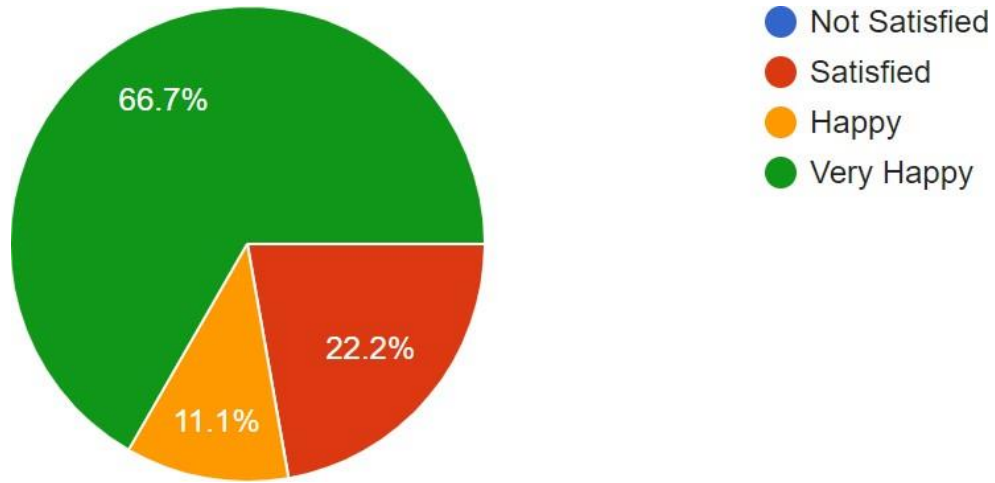
1. General Communication Skill

Your overall academic experience	Very Happy	Happy	Satisfied	Not Satisfied
% Response	66.7	22.2	11.1	-



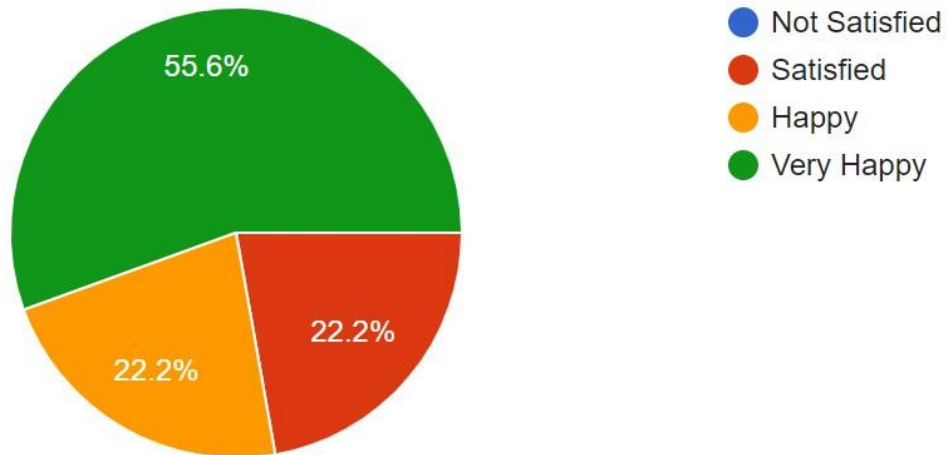
2. Developing practical solutions to work place problems

Developing practical solutions to work place problems	Very Happy	Happy	Satisfied	Not Satisfied
% Response	66.7	11.1	22.2	-



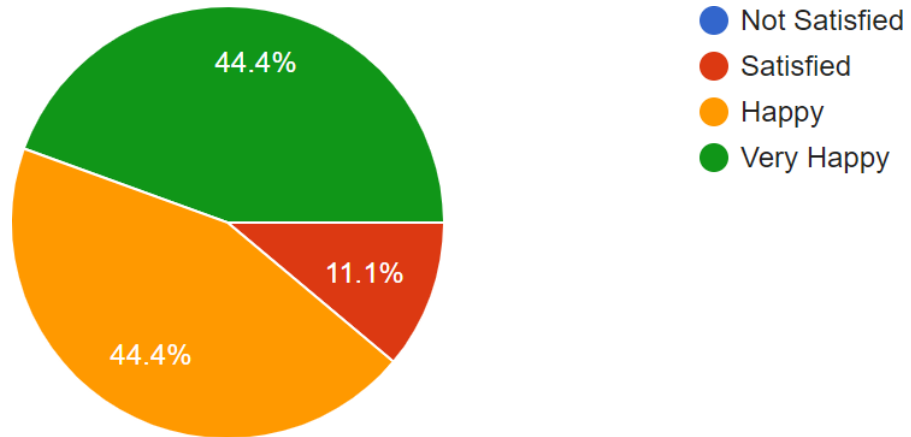
3. Working as part of a team

Working as part of a team	Very Happy	Happy	Satisfied	Not Satisfied
% Response	55.6	22.2	22.2	-



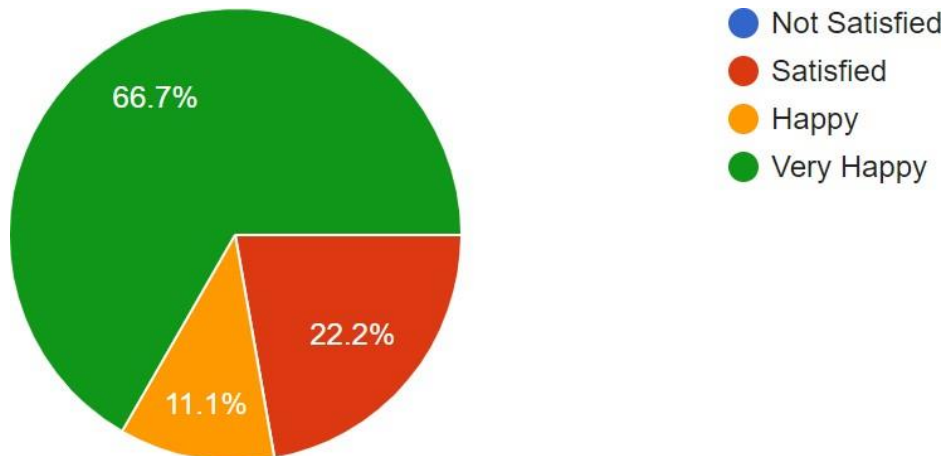
4. Creative in response to workplace challenges

Creative in response to workplace challenges	Very Happy	Happy	Satisfied	Not Satisfied
% Response	44.4	44.4	11.1	-



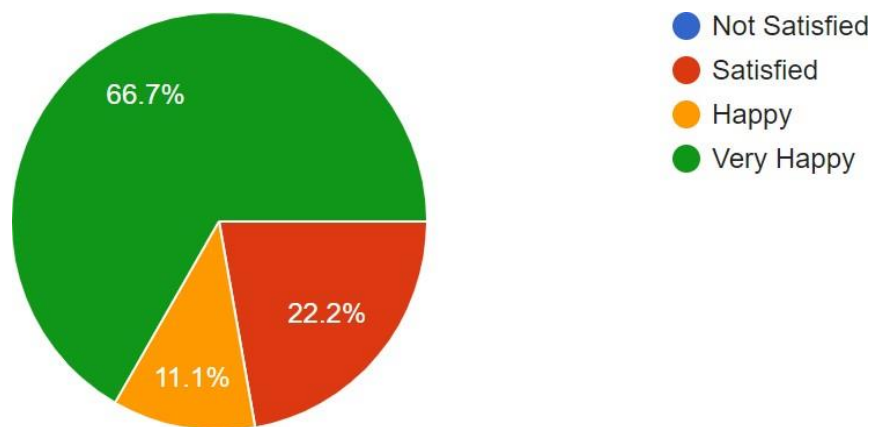
5. Their planning and organization skills

Their planning and organization skills	Very Happy	Happy	Satisfied	Not Satisfied
% Response	66.7	11.1	22.2	-



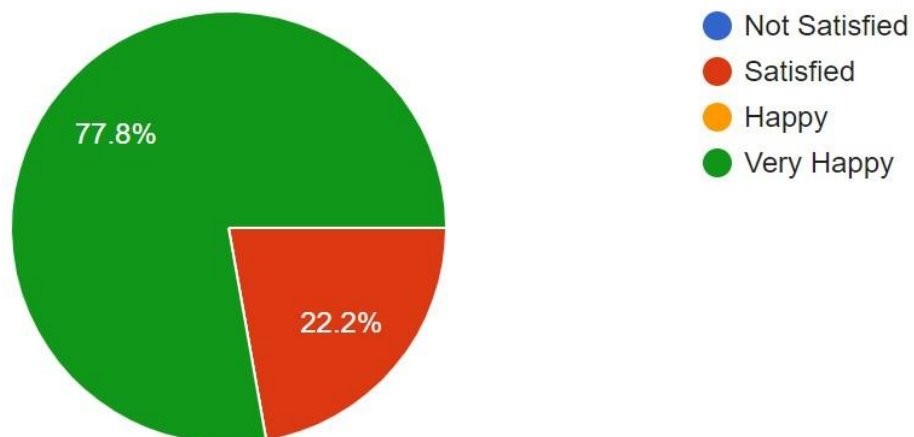
6. Self motivated and taking an appropriate level of responsibility

Self motivated and taking an appropriate level of responsibility	Very Happy	Happy	Satisfied	Not Satisfied
% Response	66.7	11.1	22.2	-



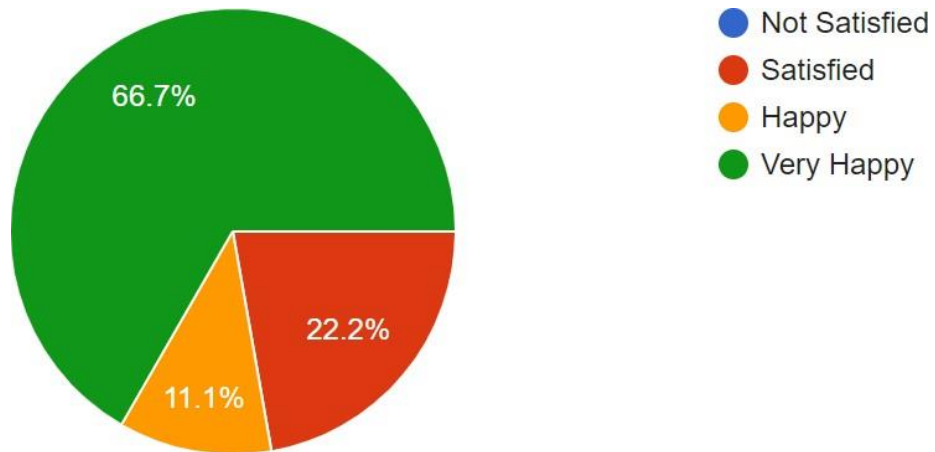
7. Open to new ideas and learning new techniques

Open to new ideas and learning new techniques	Very Happy	Happy	Satisfied	Not Satisfied
% Response	77.8	-	22.2	



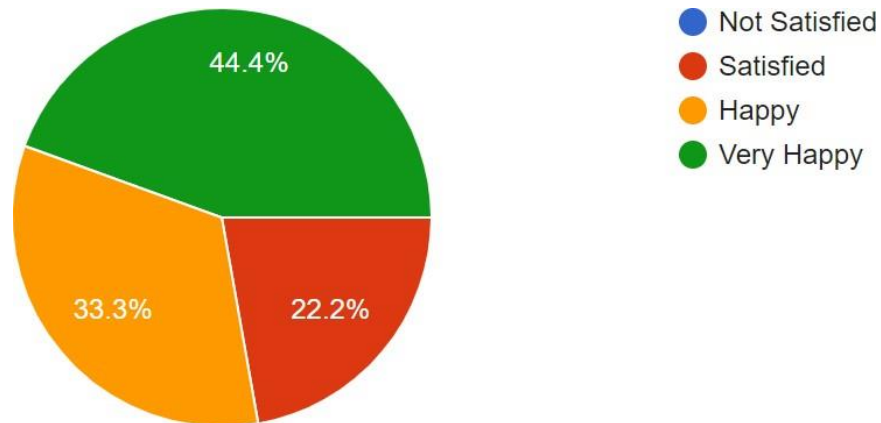
8. Using technology and workplace equipment

Using technology and workplace equipment	Very Happy	Happy	Satisfied	Not Satisfied
% Response	66.7	11.1	22.2	-



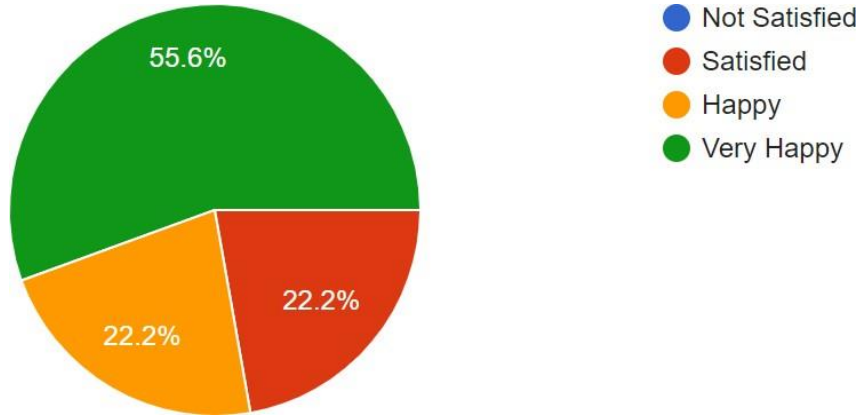
9. Ability to contribute to the goal of the organization

Ability to contribute to the goal of the organization	Very Happy	Happy	Satisfied	Not Satisfied
% Response	44.4	33.3	22.2	-



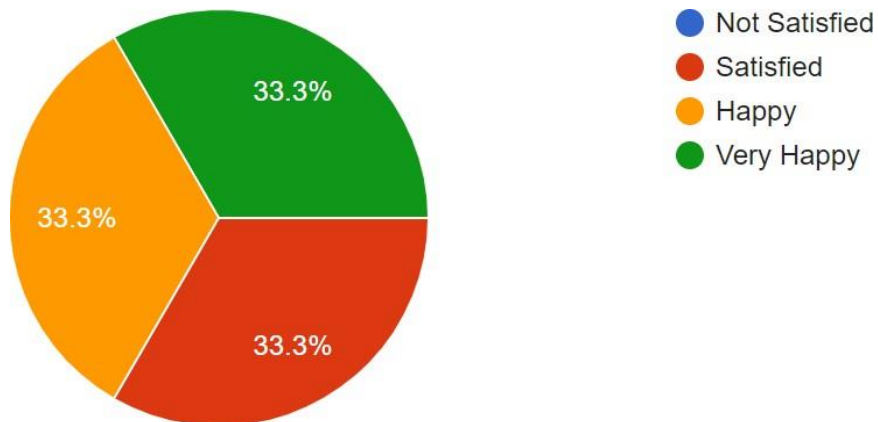
10. Technical knowledge /skill

Technical knowledge /skill	Very Happy	Happy	Satisfied	Not Satisfied
% Response	55.6	22.2	22.2	-



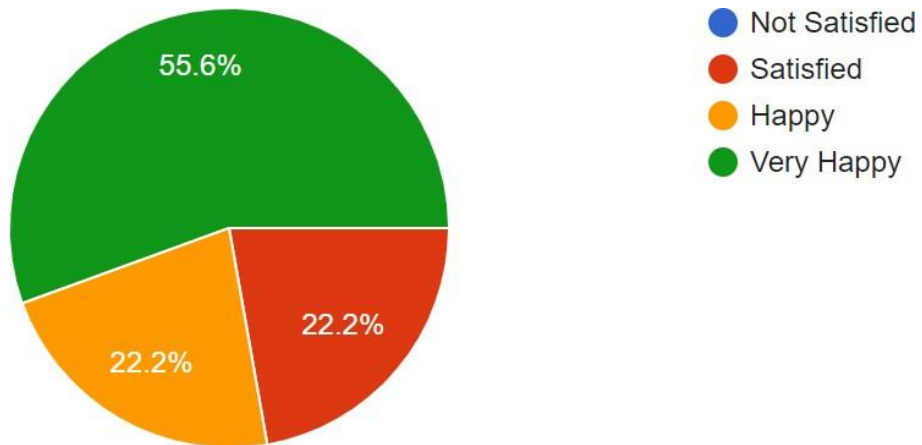
11. Ability to manage leadership qualities

Ability to manage leadership qualities	Very Happy	Happy	Satisfied	Not Satisfied
% Response	33.3	33.3	33.3	-



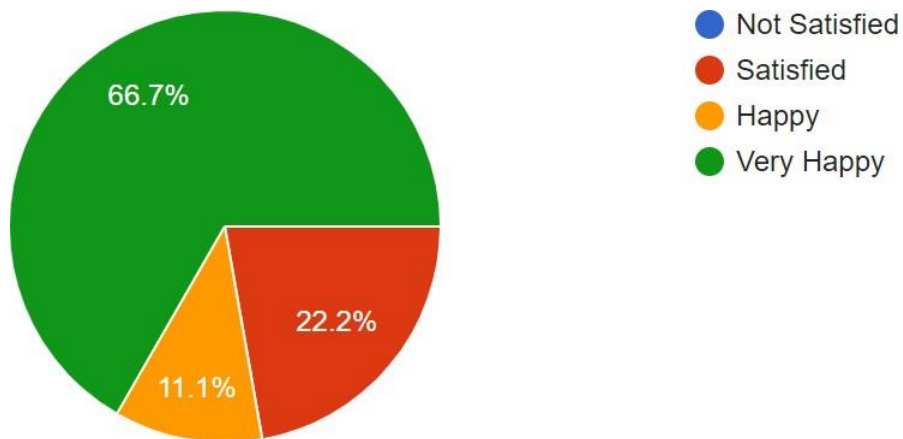
12. Innovativeness, creativity

Innovativeness, creativity	Very Happy	Happy	Satisfied	Not Satisfied
% Response	55.6	22.2	22.2	-



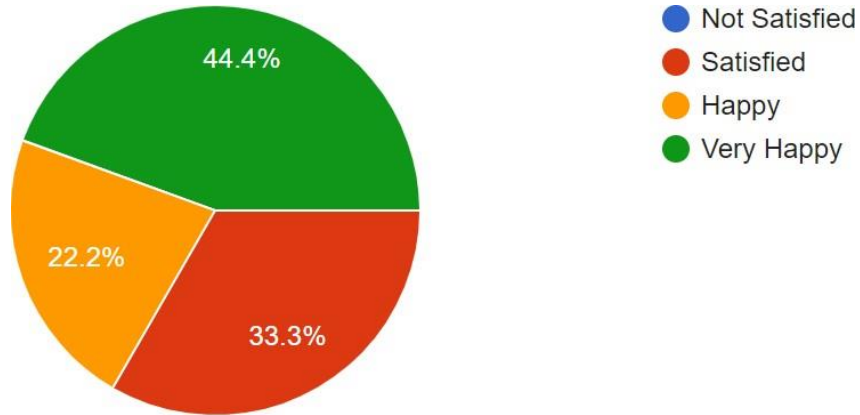
13. Relationship with seniors/peers/subordinates

Relationship with seniors/peers/subordinates	Very Happy	Happy	Satisfied	Not Satisfied
% Response	66.7	11.1	22.2	-



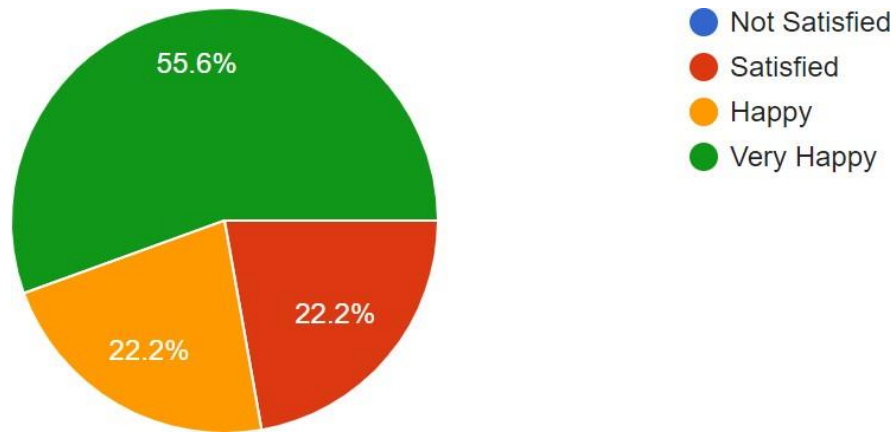
14. Involvement in social activities

Involvement in social activities	Very Happy	Happy	Satisfied	Not Satisfied
% Response	44.4	22.2	33.3	-



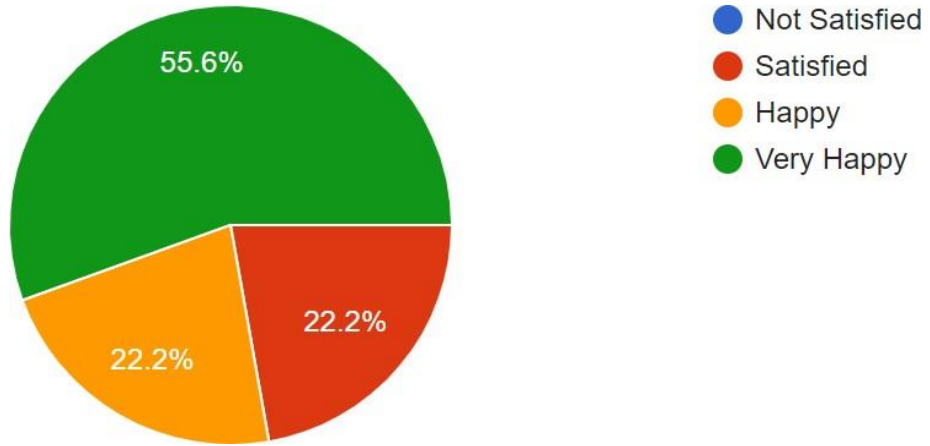
15. Ability to take up extra responsibility

Ability to take up extra responsibility	Very Happy	Happy	Satisfied	Not Satisfied
% Response	55.6	22.2	22.2	-



16. Obligation to work beyond schedule if required

Obligation to work beyond schedule if required	Very Happy	Happy	Satisfied	Not Satisfied
% Response	55.6	22.2	22.2	-



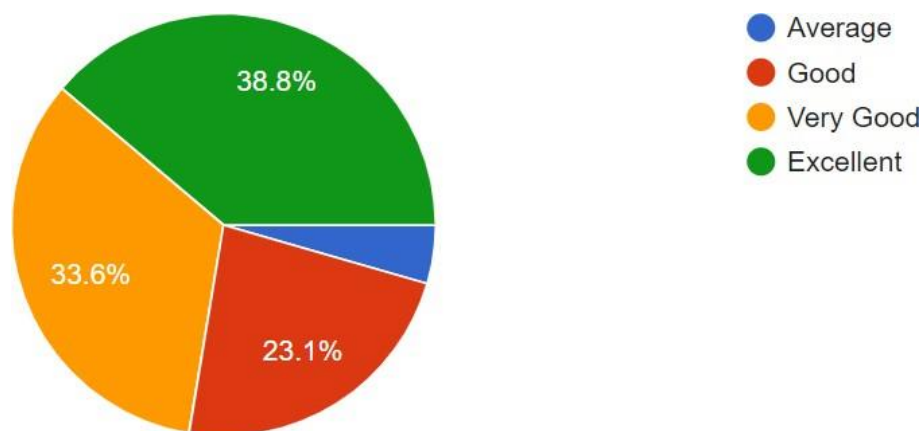
Alumni Feedback Analysis Report 2022-23

Out of total 90 responses, 38.8% graded adequateness of courses offered in the program as excellent. Sufficiency of syllabus content in context of development of technical skills was graded excellent by 38.5% alumni. 35.1% considered syllabus content suitable in context of current professional standards. Competence and support offered by teachers during the course was graded the best by 43.7% of alumni. Library, online resources & internet facilities offered by institute was rated by 40% as excellent. Overall Learning Experience in terms of relevance to real time experience was rated by 40.7% as the best. 42.9% rated Institute's support & contribution for overall development of students as excellent. Suggestions to improve the evidence based practice, practical demonstrations, home assignments with appreciation for education department was noted.

Alumni feedback on curriculum

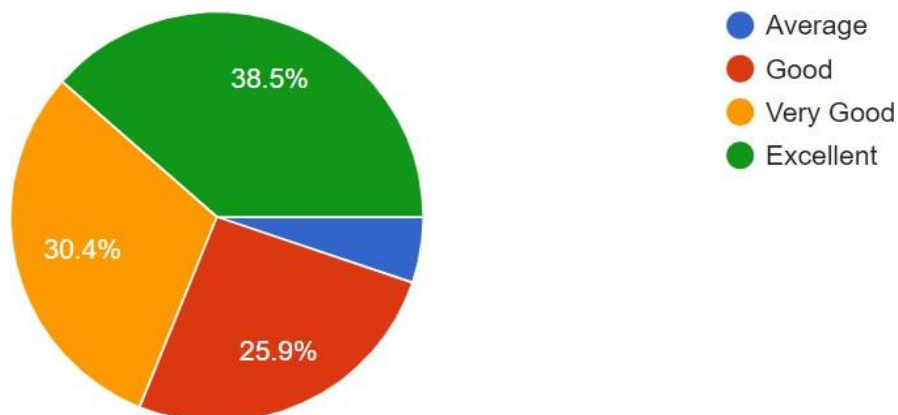
1. Adequateness of courses offered in the program

Adequateness of courses offered in the program	Excellent	Very Good	Good	Average
% Response	38.8	33.6	23.1	4.5



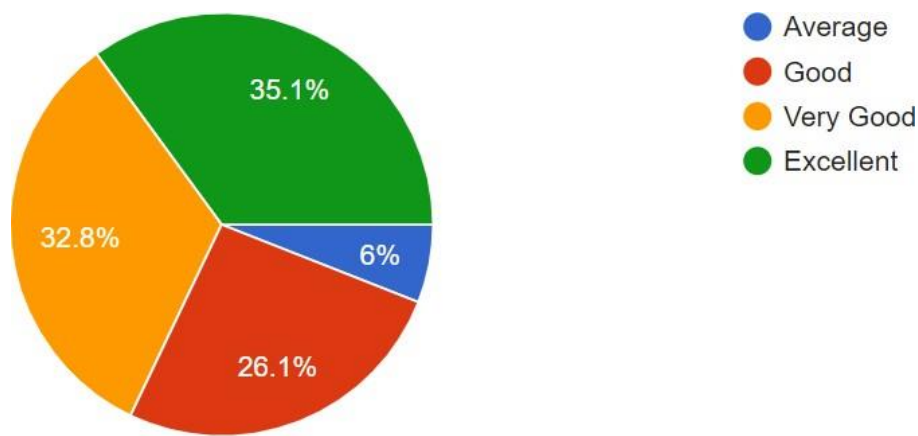
2. Sufficiency of syllabus content of development of technical skills

Sufficiency of syllabus content-ofdevelopment of technical skills	Excellent	VeryGood	Good	Average
% Response	38.5	30.4	25.9	5.2



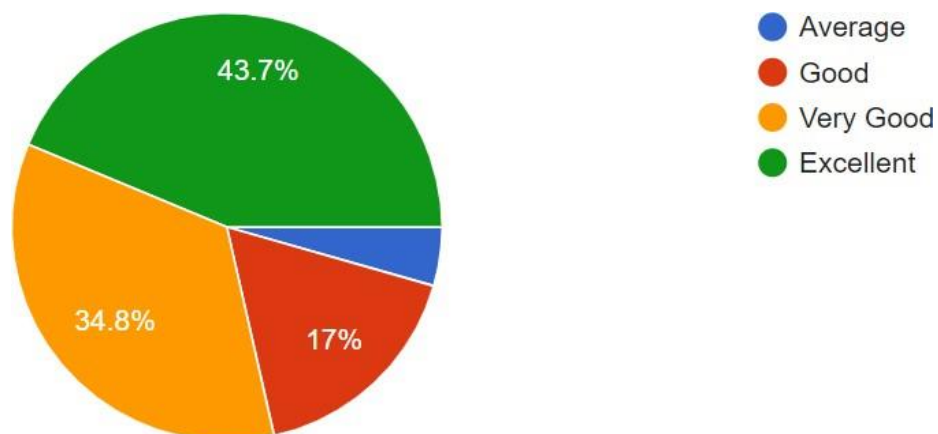
3. Sufficiency of syllabus content in context of your current professional-standards

Sufficiency of syllabus content in context of your current professional standards	Excellent	Very Good	Good	Average
% Response	35.1	32.8	26.1	6



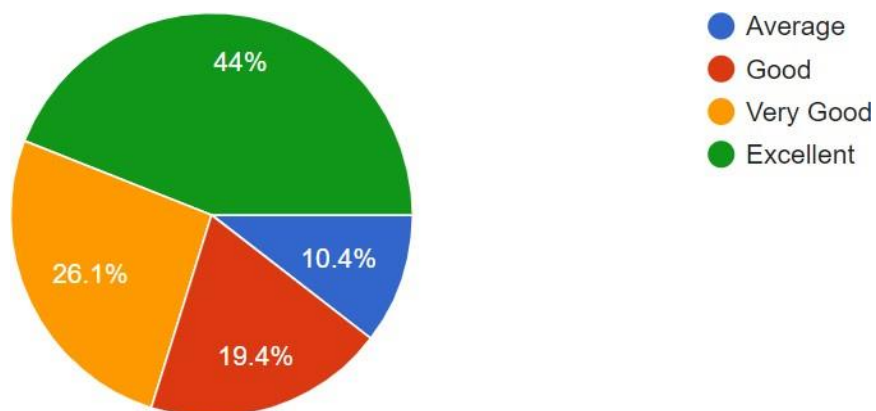
4. Competence and support offered by teachers during the course

Competence and support offered by teachers during the course	Excellent	Very Good	Good	Average
% Response	43.7	34.8	17	4.4



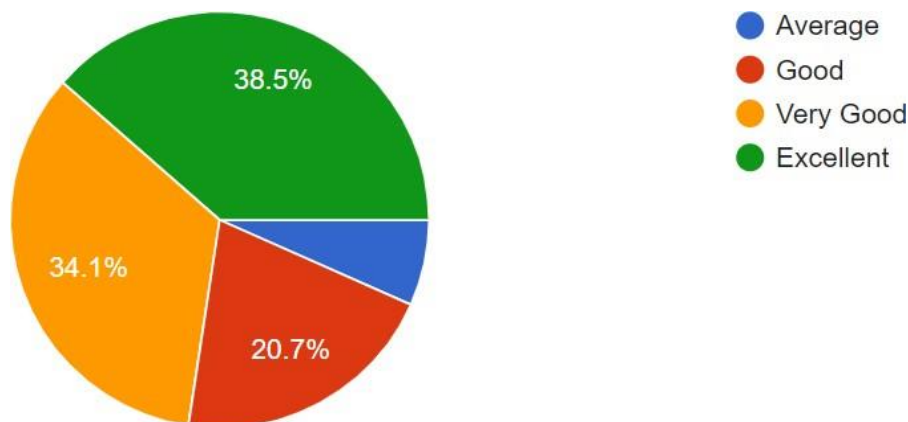
5. Availability and suitability of institute's Laboratory & equipment for practical exposure

Availability and suitability of institute's Laboratory & equipment for practical Exposure	Excellent	VeryGood	Good	Average
% Response	44	26.1	19.4	10.4



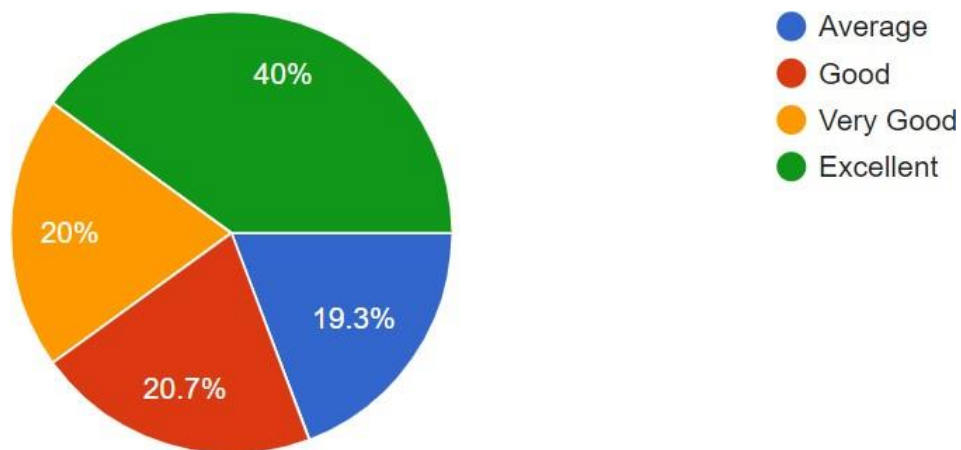
6. Curriculum design in context of development of self-directed learning & problem solving approach

Curriculum design in context of development of self-directed learning & problem solving Approach	Excellent	Very Good	Good	Average
% Response	38.5	34.1	20.7	6.7



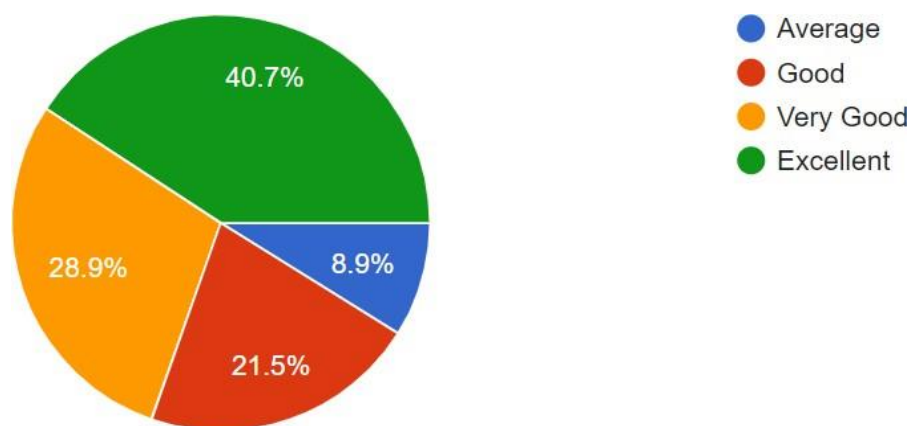
7. Library, online resources & internet facilities offered by institute

Library, online resources & internet facilities offered by institute	Excellent	Very Good	Good	Average
% Response	40	20	20.7	19.3



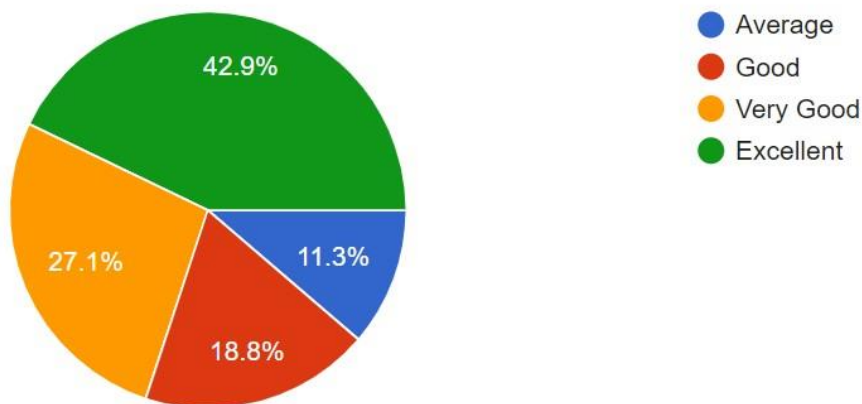
8. Overall learning experience in terms of relevance to real time experience

Overall learning experience in terms of relevance to real time experience	Excellent	Very Good	Good	Average
% Response	40.7	28.9	21.5	8.9



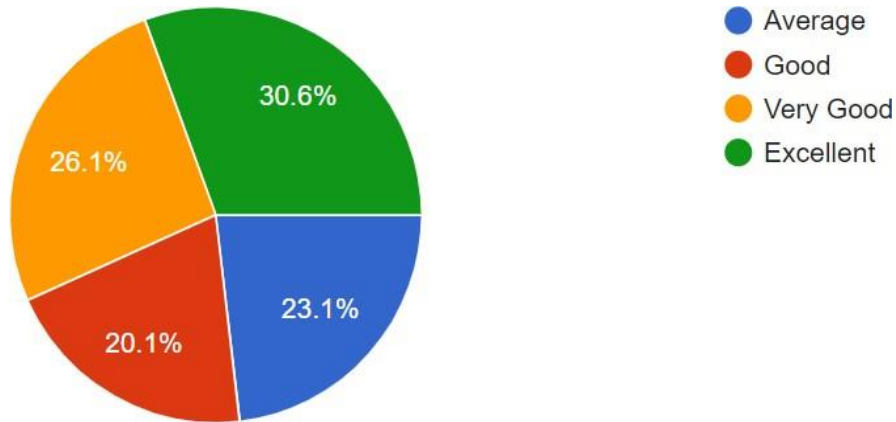
9. Institute's support & contribution for overall development of students

Institute's support & contribution for overall development of students	Excellent	Very Good	Good	Average
% Response	42.9	27.1	18.8	11.3



10. Training and placement offered by the institute

Training and placement offered by the institute	Excellent	Very Good	Good	Average
% Response	30.6	26.1	20.1	23.1



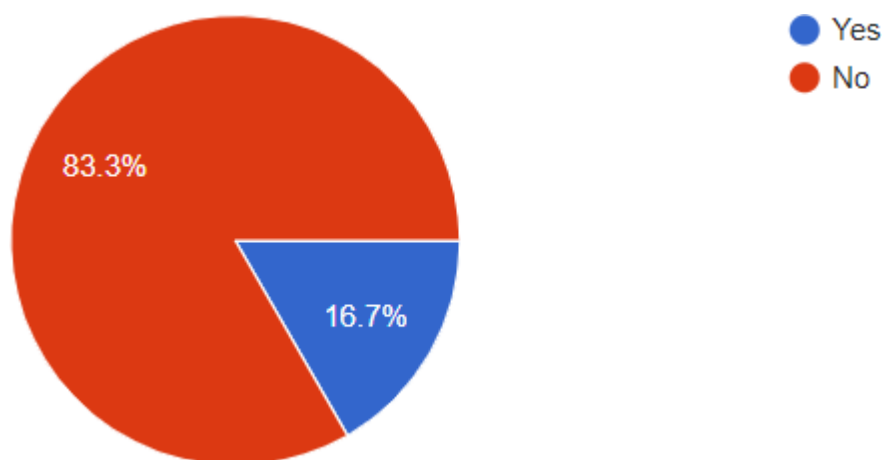
Professional Feedback Analysis Report 2022-23

Out of total 35 responses, 83.3% of responses opined that no change in theory syllabus was needed with suggestions to include recent advancements in the respective fields. Practical syllabus was found to be adequate with suggestions. 37.3% rated student performance in practicals and 42% in viva as very good. The consensus on overall exam conduction and arrangement for students was found to be very good.

Curriculum design and development

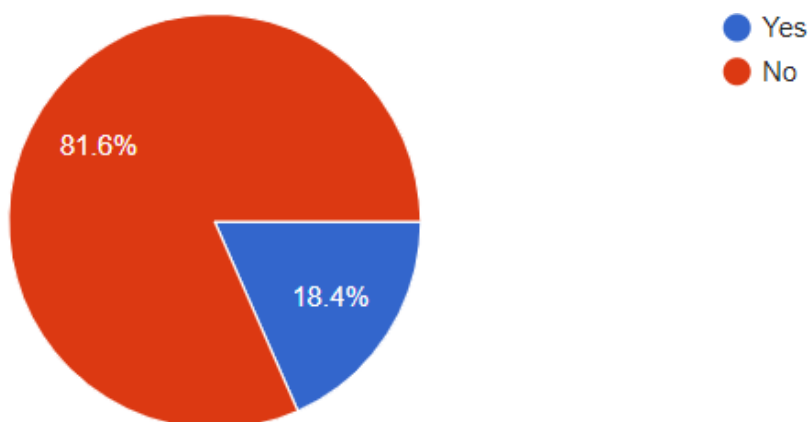
1. Theory Syllabus

Changes Required	Yes	No
% Response	16.7	83.3



2. Practical Syllabus

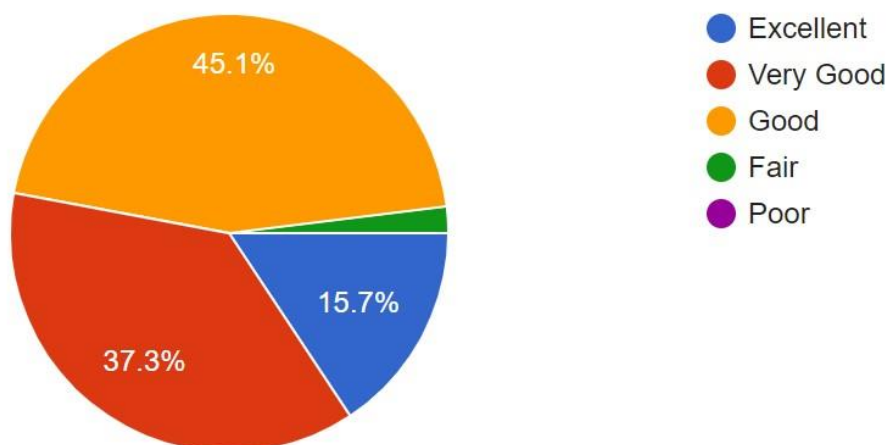
Changes Required	Yes	No
% Response	18.4	81.6



Student overall performance

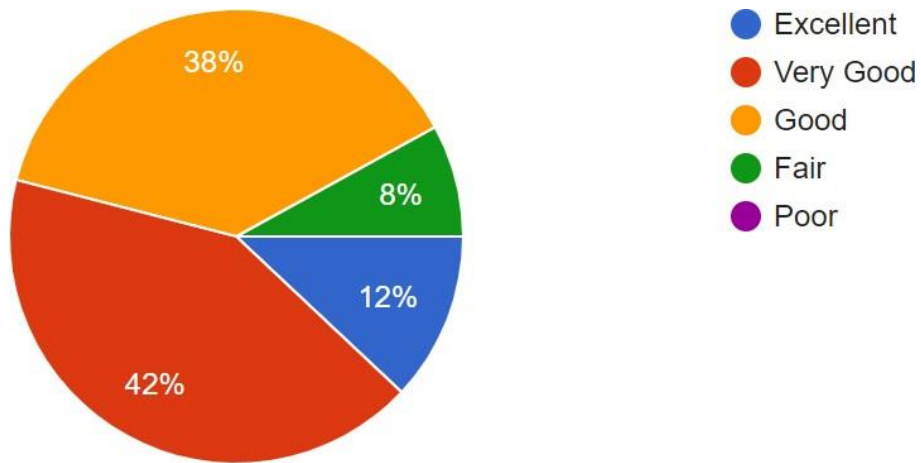
1. Practicals

Student overall performance in practicals	Excellent	Very Good	Good	Fair	Poor
% Response	15.7	37.3	45.1	2	-



2. Viva

Student overall performance in Viva	Excellent	Very Good	Good	Fair	Poor
% Response	12	42	38	8	-



3. Theory

Student overall performance in Theory	Excellent	Very Good	Good	Fair	Poor
% Response	8.9	28.9	60	2.2	-

